IMPERIAL COUNTY

Agricultural



Crop Report

2025

IMPERIAL COUNTY

AGRICULTURAL COMMISSIONER SEALER OF WEIGHTS AND MEASURES



It is my pleasure to present the 2025 Imperial County Agricultural Commissioner's Crop and Livestock Report. This report is prepared in accordance with Sections 2272 and 2279 of the California Food and Agricultural Code, and summarizes the acreage, production, and value of agricultural commodities produced in Imperial County. All data shown represents gross production and values only, not the actual net profit. All values are compiled from figures received from growers and producers.

Gross production for 2025 was valued at $2,573,422,000. This is an increase of 3.40% compared to 2024. In 2025, there were 463,900 harvested acres reported, down 11.97% from 2024.

Our #1 commodity continues to be cattle followed by alfalfa, head lettuce, leaf lettuce, carrots, sugar beet, onions, romaine lettuce, broccoli, and Bermuda rounding out the top ten commodities.

Beyond production data, this report also highlights inspections, surveys, trapping, and other information for the Agricultural Commissioner and Sealer of Weights and Measures' programs, as well as federal and state phytosanitary certificate data regarding exports from our county.

I am grateful to all the growers, processors, industry groups, and agencies who kindly submitted information for this report. I would like to thank staff for their dedication and recognize Heriberto Sanchez for his commitment to this report.

Respectfully submitted,

Jolene Dessert

JOLENE DESSERT
Agricultural Commissioner
Sealer of Weights and Measures



COVER: ***"The Sower"*** *1888 Vincent van Gogh*

CALIFORNIA DEPARTMENT OF FOOD AND AGRICULTURE
Karen Ross, *Secretary*

THE HONORABLE BOARD OF SUPERVISORS, COUNTY OF IMPERIAL
Supervisor Peggy Price, *District 3, Chairwoman*
Supervisor Jesus Eduardo Escobar, *District 1*
Supervisor Martha Cardenas-Singh, *District 2*
Supervisor Ryan Elliot Kelley, *District 4*
Supervisor John Hawk, *District 5*

COUNTY EXECUTIVE OFFICER, COUNTY OF IMPERIAL
Dr. Kathleen Lang

AGRICULTURAL COMMISSIONER/ SEALER
Jolene Dessert

ASSISTANT AG COMMISSIONER/ SEALER
Rachel Garewal

ADMINISTRATIVE STAFF
Samantha Bogenholm, Lupe Orozco, Sandy Pereda

DEPUTY AG COMMISSIONERS/ SEALERS
Julian Lopez, Sandra Mendivil, Nelson Perez, Margo Sanchez

SUPERVISING AG BIOLOGIST/ STANDARDS SPECIALISTS
Joseph Andreotti, Samuel Gretencord, Francisco Rodriguez, Heriberto Sanchez

AG BIOLOGIST/STANDARDS SPECIALISTS
Juan Buenrostro, David Claverie, Paul Deol, Christian Duarte, Cessna Fernandez, Jorge Flores, Ana Gomez, Ed Gonsalez, Christian Guthrie, Kelley Jackson, Ashley Jauregui, Belen Leon, Valeria Mejia, Alfredo Ornelas, Cynthia Paz, Sandra Ramirez, Germania Salazar Mejia, Madison Shelton, Baldev Singh, Jacob Spence, Julien Tabarez, Iliana Culp

AG ASSISTANTS/STANDARDS TECHNICIANS
Jorge Celis, Mark Fitzurka, Robert Japp, John Molina, Rene Peinado

2025 PRODUCTION SUMMARY

Category	Harvested Acres 2024	Harvested Acres 2025	Change in Acres	Gross Value 2024	Gross Value 2025	Change in Value
Livestock				$705,759,000	$884,002,000	25.26%
Field Crops	359,443	325,350	-9.48%	$519,727,000	$419,756,000	-19.24%
Vegetables	106,705	95,100	-10.88%	$1,026,169,000	$1,030,780,000	0.45%
Fruit & Nut	9,584	9,350	-2.44%	$108,861,000	$106,106,000	-2.53%
Seed & Nursery	51,235	34,100	-33.44%	$120,671,000	$125,002,000	3.59%
Apiary				$7,689,000	$7,776,000	1.13%
TOTAL	526,967	463,900	-11.97%	$2,488,876,000	$2,573,422,000	3.40%

TOP 10 COMMODITIES

2025 Rank	Commodity	2025 Value	2024 Rank
1	Cattle	$782,434,000	1
2	Alfalfa	$154,440,000	2
3	Head Lettuce	$150,953,000	5
4	Leaf Lettuce	$148,405,000	4
5	Carrots	$108,537,000	8
6	Sugar Beet	$101,478,000	7
7	Onions	$92,448,000	10
8	Romaine Lettuce	$86,530,000	11
9	Broccoli	$82,870,000	3
10	Bermuda	$65,518,000	6

TOTAL FARMABLE ACRES*

Area	Acres
Imperial Valley	436,032
Bard/Winterhaven	14,763
Palo Verde	7,634
TOTAL	458,429

Obtained from Imperial Irrigation District, Palo Verde Water District, and Bard Water District reports.





LIVESTOCK PRODUCTS

Commodity	Year	Head	Unit Gain	Total Gain	Unit*	Value Per Unit	Gross Value
Cattle (Feedlot)	2025	355,017	9.34	3,317,377	Cwt	$235.86	$782,434,000
	2024	328,894	9.46	3,112,327	Cwt	$175.44	$546,023,000
Aquatic Products (Fish & Algae)†	2025						*
	2024						*
Misc. Livestock‡	2025						$101,568,000
	2024						$159,736,000
TOTAL	2025						$884,002,000
	2024						$705,759,000

**Cwt = 100 Pounds*
†2024 and 2025 Aquatic Products (Fish and Algae) were included in Misc. Livestock.
‡Misc. Livestock may include: Aquatic Products, Calves, Replacement Cattle, Dairy Animals, Milk, Mixed Cattle, Manure/Compost, Sheep, Wool.
Totals may not add due to rounding.







APIARY PRODUCTS

Commodity	Year	Hive	Unit	Value Per Unit	Gross Value
Honey & Wax	2025				$2,482,000
	2024				$2,374,000
Pollination	2025	65,700	Colony	$80.58	$5,294,000
	2024	66,860	Colony	$79.49	$5,315,000
TOTAL	2025				$7,776,000
	2024				$7,689,000

Totals may not add due to rounding.

FIELD CROPS

Commodity	Year	Harvested Acres	Yield Per Acre	Total Units	Unit	Value Per Unit	Gross Value
Alfalfa Hay	**2025**	**149,000**	**5.82**	**867,000**	**Ton**	**$178.13**	**$154,440,000**
	2024	183,252	7.47	1,369,003	Ton	$174.40	$238,752,000
Bermuda Grass Hay	**2025**	**78,400**	**5.15**	**404,000**	**Ton**	**$162.17**	**$65,518,000**
	2024	71,979	7.18	516,723	Ton	$193.62	$100,049,000
Cotton (Lint)*	**2025**	**992**	**5.26**	**5,220**	**Bale**	**$387.55**	**$2,023,000**
	2024	2,510	4.07	10,216	Bale	$335.21	$3,424,000
Cotton (Seed)	**2025**			**5,260**	**Ton**	**$377.00**	**$1,983,000**
	2024			3,157	Ton	$375.00	$1,184,000
Klein Grass Hay	**2025**	**23,900**	**8.33**	**199,000**	**Ton**	**$160.03**	**$31,846,000**
	2024	21,774	5.51	119,921	Ton	$145.74	$17,478,000
Pastured Crops†	**2025**	**14,600**			**Acre**	**$40.68**	**$594,000**
	2024	18,602			Acre	$37.79	$703,000
Straw (Baled)	**2025**			**103,000**	**Ton**	**$36.10**	**$3,718,000**
	2024			123,911	Ton	$38.65	$4,790,000
Sudan Grass Hay	**2025**	**25,800**	**4.88**	**126,000**	**Ton**	**$161.83**	**$20,390,000**
	2024	17,222	4.45	76,596	Ton	$142.87	$10,943,000
Sugar Beets	**2025**	**28,100**	**48.47**	**1,362,000**	**Ton**	**$74.51**	**$101,478,000**
	2024	22,667	49.64	1,125,252	Ton	$79.23	$89,152,000
Wheat	**2025**	**13,900**	**3.66**	**50,900**	**Ton**	**$266.03**	**$13,541,000**
	2024	31,011	3.58	111,045	Ton	$284.83	$31,629,000
Misc. Field Crops‡	**2025**	**5,250**					**$24,225,000**
	2024	9,028					$21,623,000
Total Acres	**2025**	**325,350**				**Value**	**$419,756,000**
	2024	359,443				Value	$519,727,000

**Cotton Bales = 500 Pounds*

†Pastured Crops are pastured once, the acreage is not included in the total, and may include: Alfalfa, Bermuda Grass, Permanent Pasture.

‡Misc. Field Crops may include: Barley, Field Corn, Guayule, Industrial Hemp, Mixed Grasses, Oats, Rape, Sugar Beet Pulp, Sugar Beet Molasses, Sugarcane, Sunflower, Triticale.

Totals may not add due to rounding.

SEED CROPS

Commodity	Year	Harvested Acres	Yield Per Acre	Total Units	Unit	Value Per Unit	Gross Value
Alfalfa Seed							
Non-Certified	**2025**	**7,190**	**815.58**	**5,864,000**	**Lbs**	**$2.47**	**$14,468,000**
	2024	13,763	777.13	10,695,686	Lbs	$2.53	$27,031,000
Certified	**2025**	**9,160**	**1,374.78**	**12,593,000**	**Lbs**	**$3.47**	**$43,738,000**
	2024	15,649	850.00	13,301,650	Lbs	$3.00	$39,905,000
Total Alfalfa Seed	**2025**	**16,300**	**1,132.33**	**18,457,000**	**Lbs**	**$3.15**	**$58,206,000**
	2024	29,412	815.90	23,997,336	Lbs	$2.79	$66,936,000
Bermuda Grass Seed							
Non-Certified	**2025**	**11,300**	**596.99**	**6,746,000**	**Lbs**	**$4.54**	**$30,620,000**
	2024	12,927	427.91	5,531,319	Lbs	$4.68	$25,866,000
Certified	**2025**	**4,910**	**750.51**	**3,685,000**	**Lbs**	**$6.03**	**$22,218,000**
	2024	4,755	477.50	2,270,513	Lbs	$7.00	$15,894,000
Total Bermuda Grass Seed	**2025**	**16,200**	**643.89**	**10,431,000**	**Lbs**	**$5.07**	**$52,838,000**
	2024	17,682	441.24	7,801,832	Lbs	$5.35	$41,760,000
Misc. Seed and Nursery Products*							
Misc. Seed	**2025**	**1,150**					**$10,094,000**
	2024	3,860					$8,050,000
Misc. Nursery Products	**2025**	**389**					**$3,864,000**
	2024	282					$3,925,000
Total Acres	**2025**	**34,100**				**Value**	**$125,002,000**
	2024	51,235				Value	$120,671,000

**Misc. Seed and Nursery Products may include: Artichoke Seed, Broccoli Seed, Aloe Vera, Cut Flowers, and Palm Trees.*
Totals may not add due to rounding.

FRUIT AND NUT CROPS

Commodity	Year	Harvested Acres	Yield Per Acre	Total Units	Unit	Value Per Unit	Gross Value
Dates	**2025**	**3,050**	**4.59**	**14,000**	**Ton**	**$3,450.14**	**$48,302,000**
	2024	3,173	5.02	15,916	Ton	$1,716.67	$27,323,000
Lemons	**2025**	**4,660**	**11.95**	**55,700**	**Ton**	**$842.62**	**$46,934,000**
	2024	4,713	13.90	65,525	Ton	$923.57	$60,517,000
Misc. Citrus, Fruit & Nut Crops*	**2025**	**1,640**					**$9,716,000**
	2024	1,698					$19,261,000
Citrus by/Products	**2025**						**$1,154,000**
	2024						$1,760,000
Total Acres	**2025**	**9,350**				**Value**	**$106,106,000**
	2024	9,584				Value	$108,861,000

**Misc. Fruit & Nut Crops may include: Grapes, Grapefruit, Olives, Oranges, Tangelos, Tangerines.*
Totals may not add due to rounding.

VEGETABLE & MELON CROPS

Commodity	Year	Harvested Acres	Yield Per Acre	Total Units	Unit	Value Per Unit	Gross Value
Beets	**2025**	**489**	**10.49**	**5,130**	**Ton**	**$999.42**	**$5,127,000**
	2024						*
Broccoli (Market)	**2025**	**8,850**	**600.23**	**5,312,000**	**26 Lbs**	**$15.60**	**$82,870,000**
	2024	11,109	629.98	6,998,473	26 Lbs	$19.26	$134,822,000
Carrots							
Market	**2025**	**3,580**	**1,400.84**	**5,015,000**	**50 Lbs**	**$5.79**	**$29,044,000**
	2024	3,421	669.58	2,290,578	50 Lbs	$23.04	$52,775,000
Processing & Others	**2025**	**8,350**	**34.13**	**285,000**	**Ton**	**$278.92**	**$79,493,000**
	2024	7,982	31.88	254,479	Ton	$120.57	$30,683,000
Total Carrots	**2025**	**11,900**					**$108,537,000**
	2024	11,403					$83,458,000
Cauliflower (Market)	**2025**	**3,060**	**1,051.63**	**3,218,000**	**23 Lbs**	**$10.72**	**$34,510,000**
	2024	3,477	1,019.93	3,546,282	23 Lbs	$12.25	$43,425,000
Cilantro	**2025**	**1,020**	**10.88**	**11,100**	**Ton**	**$937.66**	**$10,408,000**
	2024						*
Head Lettuce	**2025**	**11,900**	**664.03**	**7,902,000**	**50 Lbs**	**$19.10**	**$150,953,000**
	2024	13,001	836.83	11,967,626	50 Lbs	$10.73	$128,451,000
Leaf Lettuce	**2025**	**9,370**	**797.33**	**7,471,000**	**35 Lbs**	**$19.86**	**$148,405,000**
	2024	10,832	456.59	4,945,780	35 Lbs	$26.57	$131,410,000
Onions							
Market	**2025**	**4,960**	**1,172.78**	**5,817,000**	**50 Lbs**	**$12.85**	**$74,777,000**
	2024	3,995	1,250.00	4,993,750	50 Lbs	$7.90	$39,451,000
Processing	**2025**	**5,040**	**19.48**	**98,200**	**Ton**	**$179.95**	**$17,671,000**
	2024	10,862	17.80	193,300	Ton	$204.05	$39,443,000
Total Onions	**2025**	**10,000**					**$92,448,000**
	2024	14,857					$78,894,000
Potatoes	**2025**	**2,840**	**13.87**	**39,400**	**Ton**	**$665.63**	**$26,226,000**
	2024						*
Romaine Lettuce	**2025**	**5,640**	**861.52**	**4,859,000**	**35 Lbs**	**$17.81**	**$86,530,000**
	2024	6,767	728.57	4,930,243	35 Lbs	$15.16	$74,718,000
Spinach	**2025**	**6,860**	**8,706.12**	**59,724,000**	**Lbs**	**$0.82**	**$48,697,000**
	2024	7,091	12,645.84	89,675,980	Lbs	$0.92	$82,613,000
Sweet Corn	**2025**	**6,260**	**635.94**	**3,981,000**	**50 Lbs**	**$13.42**	**$53,421,000**
	2024	6,572	359.50	2,362,634	50 Lbs	$13.89	$32,817,000
Swiss Chard	**2025**	**294**	**2.30**	**677**	**Ton**	**$2,389.96**	**$1,618,000**
	2024						*
Misc. Vegetables†	**2025**	**11,100**					**$140,204,000**
	2024	16,129					$181,249,000
Cantaloupes	**2025**	**3,940**	**591.12**	**2,329,000**	**40 Lbs**	**$12.27**	**$28,576,000**
	2024	4,079	759.92	3,099,700	40 Lbs	$12.11	$37,532,000
Honeydew & Misc. Melons†	**2025**	**1,560**	**687.18**	**1,072,000**	**40 Lbs**	**$11.43**	**$12,250,000**
	2024	1,388	1,013.66	1,406,959	40 Lbs	$11.93	$16,780,000
Total Acres	**2025**	**95,100**				**Value**	**$1,030,780,000**
	2024	106,705				Value	$1,026,169,000

**2024 Beets, Cilantro, Potato, and Swiss Chard were included in Misc. Vegetables.*

†Misc. Vegetables and Melons may include: Artichoke, Arugula, Asparagus, Bok Choy, Broccoli Raab, Cabbage, Cabbage-Chinese, Celery, Collard, Endive, Fennel, Herb Spice, Kale, Mint, Mizuna, Mustard, Okra, Parsley, Radish, Squash, Sweet Basil, Watermelon.

Totals may not add due to rounding.

FEDERAL PHYTOS

# of Federal Phytos	15021
# of Countries	77

Part Name	%
Hay	39.31%
Vegetables	31.35%
Fruit	14.22%
Seeds	12.81%
Feed	1.15%
Wood	0.57%
Grain	0.35%
Nursery	0.12%
Nuts	0.11%
Total	**100.00%**

Country	%
Mexico	40.26%
Japan	26.84%
The Republic of Korea	9.25%
Taiwan	5.81%
United Kingdom	4.75%
China	2.28%
Canada	1.64%
Other	9.18%
Total	**100.00%**



STATE PHYTOS

# of State Phytos	853
# of States	10

Part Name	%
Vegetables	77.17%
Nursery	17.68%
Fruit	4.33%
Seeds	0.70%
Hay	0.12%
Total	**100.00%**

States	%
Hawaii	61.55%
Florida	30.95%
Arizona	4.92%
California	0.94%
Puerto Rico	0.35%
Texas	0.35%
Georgia	0.35%
Louisiana	0.35%
Oregon	0.12%
Mississippi	0.12%
Total	**100.00%**

PLANT QUARANTINE

Pest Exclusion Inspection ~ Shipments Entering Imperial County

Type of Inspection	Inspections	Pounds	Origin
Field & Vegetable Seed	565	18,913,752	AZ, ID, IN, MO, OR, TX, WA
Plants	141	N/A	AZ, BC, FL, HI, MI, MS, NM, OR, PA, VA
Bees	8	N/A	ID, OR

NURSERY & SEED INSPECTION

Type of Inspection	Locations	Production Acres	Nursery Stock Type
Production Nursery	34	855	Dates, olives, ornamentals

CALIFORNIA CROP IMPROVEMENT ASSOCIATION

Inspections & Certification

Type of Inspection	Inspections
Harvest Equipment	36

Seed Transfer Certification	Inspections
In-State	1
Out of State	72

SURVEYS

Type of Survey	Area Surveyed	Inspections & Finds	Actions
RIFA Survey	41 nurseries	0 postiives	No action needed
Standardization activities	90 premises inspected	20,342 containers inspected; 837 failed maturity	8 non-compliances
Pathogens of Concern for Export	242 field inspections	47 target pests of concern	No action needed

PEST DETECTION TRAPPING

Target Pest	Host Crops	Traps Placed	Annual Services
European Corn Borer	Corn & Sorghum	11	77
Various Exotic Fruit Flies	Fruit Trees & Vegetables	99	1247
Glassy-winged Sharpshooter	Crops & Ornamentals	441	7423
Gypsy Moth	Shade Trees	54	333
Japanese Beetle	Turf & Flowers	53	327
Khapra Beetle	Stored Food Products	35	450
Mediterranean Fruit Fly	Fruit Trees	117	5397
Melon Fruit Fly	Vegetables	117	5397
Mexican Fruit Fly	Fruit Trees	117	5396
Oriental Fruit Fly	Fruit Trees	117	5397
American Palm Cixiid	Palm Trees	81	676
Flase Colding Moth	Shade Trees	50	681
European Grape Vine Moth	Grapes	21	273

PEST DETECTION SURVEY

Target Pest/ Survey Sites	Inspections & Finds
Asian Citrus Psyllid / Huanglongbing	318 sites surveyed 402 hosts sampled 1 Clas positive
Glassy-Winged Sharpshooter	1515 inspections, 7 finds
Ag & Urban, A-Rated & Noxious Weeds Pest Survey	1903.5 miles, 7 positives
Red Importe d Fire Ant	69 field inspections, 0 finds
Asian Citrus Psyllid Bulk Citrus	Grower = 11
	Packer = 5
	Transporter = 16

PESTICIDE USE ENFORCEMENT

Issuance of Permits	#
Restricted Material Permits and Supplements	1051
Operator Identification Numbers	140
Private Applicator Certificates	42

Registrations	#
Pest Control Advisors	80
Pest Control Business	75
Pest Control Aircraft Pilots	43
Farm Labor Contractors	109
Structural Operators	50

Inspections	#
Pre-Application (NOI)	235
Agricultural Use Monitoring	355
Structural Use Monitoring	17
Headquarters/Employee Safety Records	149
Fieldworker Safety	84

Investigations	#
Closed Investigations	19

Outreach	#
Number of Events	23
Attendees	5629

WEIGHTS & MEASURES

Weight Devices	Unique Locations	Total # of Reg. Devices	Location Visits	# of Device Inspections
Computing Scales	50	387	63	409
Counter Scales	27	46	28	53
Hanging Scales	6	13	6	13
Hopper Scales	7	12	8	14
Livestock Scales	14	18	17	23
Monorail	1	2	1	2
Platform Scales	35	93	59	136
Railway Scales	2	2	2	2
Rx/Cannabis/Jewelry Scale	9	9	9	9
Vehicle Scales	92	115	117	143
Measuring Devices				
CNG Meter	1	1	2	2
Electric Submeters	49	5440	47	752
Electric Vehicle Chargers	20	170	19	118
Fabric/Cord/Wire	14	49	14	49
LPG	37	37	41	41
Retail Fuel Meters (Gas Pumps)	83	2621	85	1650
Retail Meters (DEF)	11	45	14	56
Retail Water Meters	85	125	96	136
Vehicle Meters	47	70	54	74
Wholesale Meter	4	28	7	33

Petroleum Signage	#
Locations Inspected	62

Point Of Sale	#
Unique Locations Visited	327
# of Inspections	380
Items Inspected	6406





2025 Agricultural Crop Report

AGRICULTURAL COMMISSIONER SEALER OF WEIGHTS AND MEASURES

852 Broadway, El Centro, CA 92243 • 442.265.1500

IMPERIAL PRINTERS